


Accessories

Type N, NL & TNL



Auxiliary contact blocks

Positioning	Contacts		Catalog number	List price
	N.O.	N.C.		
N, NE, NL, TNL (front mount)	1	—	CA5-10 CA5-01	\$ 15
N, NL, NE, TNL (4 pole)	4	—	CA5-40N CA5-22N CA5-04N	30
	—	4		
N, NE, NL, TNL (side mount)	1	1	CAL5-11	

Pneumatic timers

	Timing range	Contacts		Catalog number	List price
		N.O.	N.C.		
N, NL NE, TNL	On delay 0.1 – 40s	1	1	TP40DA TP180DA TP40IA TP180IA	\$ 108
	On delay 10 – 180s	1	1		
	Off delay 0.1 – 40s	1	1		
	Off delay 10 – 180s	1	1		

Interlocks

Feature	Contacts		Catalog number	List price
	N.O.	N.C.		
N, NE, NL, TNL Mechanical/electrical	—	2	VE5-1	\$ 45
N, NE, NL, TNL Mechanical	—	—	VM5-1	21

Mechanical latches

Feature	Catalog number	List price
N, NL (4 pole only)	WB75A-★	\$ 84

Coil voltage selection chart — mechanical latches

50 Hz	60 Hz	Voltage code
24	24 – 28	01
42	42 – 48	02
48	48 – 55	03
110	110 – 127	04
220 – 230	220 – 255	06
230 – 240	230 – 277	05
380 – 415	380 – 440	07
415 – 440	440 – 480	08

Identification markers

Feature	Catalog number	List price
Pack of 50	BA5-50	\$ 15

Accessories

Type N, NL, NE & TNL



ZA16-84



RV5/50

RC5-1/50

Coils

Relay type	Catalog number	List price
N	ZA16-★	\$ 24
NE	ZAE16-★	24

★ Select the coil voltage from the Control Relay Coil Voltage Selection chart and substitute the letter code for the ★ as the last digit in the catalog number.

Coil voltage selection chart

Hz	Relay type	Volts															
		12	24	48	110	120	125	208	220	240	277	380	415	440	480	500	600
60	N		81	83	84	84		34	36	80	42		86	86	51	53	55
50	N		81	83	84				80				85	86		55	
DC	NE, NL	80	81	83	86		87		88	89							

Surge suppressors — for Type N control relays

Feature	Type	Voltage range	Catalog number	List price
Varistor	N, NE NL, TNL	24 – 50 VAC/DC	RV5/50	\$ 30
		50 – 133 VAC/DC	RV5/133	
		110 – 250 VAC/DC	RV5/250	
		250 – 440 VAC/DC	RV5/440	
RC	N	24 – 50 VAC	RC5-1/50	\$ 30
		50 – 133 VAC	RC5-1/133	
		110 – 250 VAC	RC5-1/250	
		250 – 440 VAC	RC5-1/440	

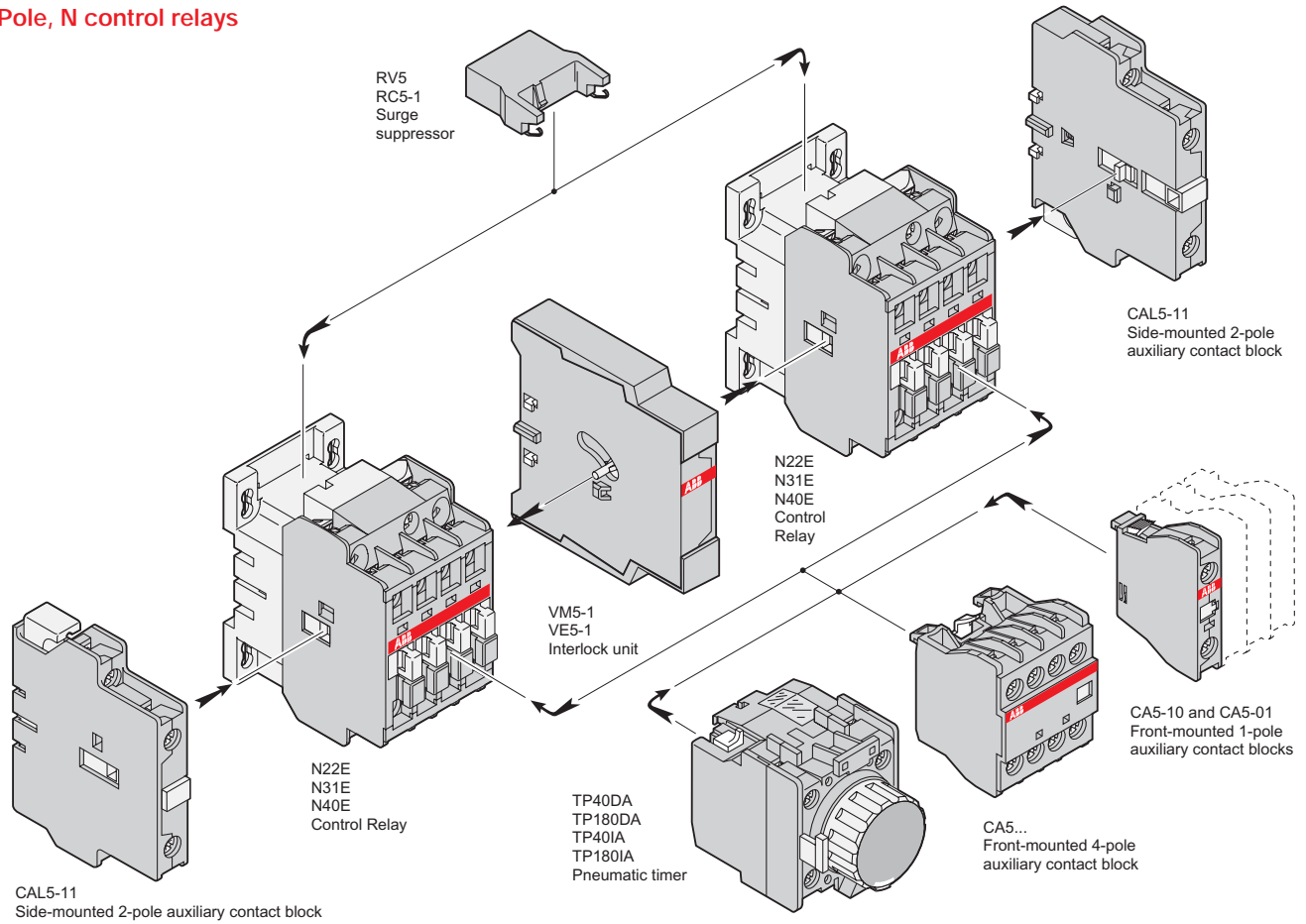
Technical data

Type	Control circuit	Opening time growth factor	Residual overvoltage or clipping voltage	Remarks	
RV5/... ing	AC/DC	1.1 to 1.5	132V	Advantages	
				Disadvantages	• Good energy absorption & damp-
					• Unpolarized system
					• Clipping from U_{vdr} thus voltage front up to this point
RC5-1/... or RC5-2/... RC-EH300/...	AC	1.2 to 3	2 to 3 x U_c	Advantages	
				• Very fast clipping	
				• Attenuation of steep fronts and therefore, high frequencies	
				• No operating delays	

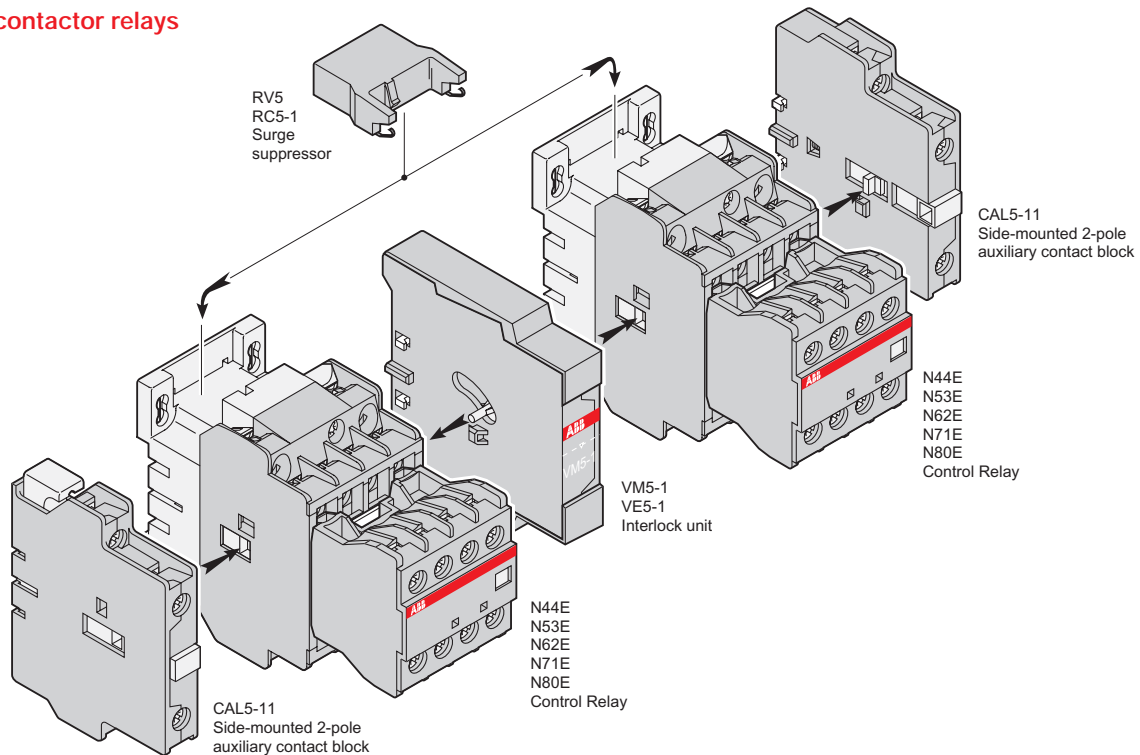
Accessory mounting information

Type N, NE, NL & TNL

4 Pole, N control relays





















8 Pole, N contactor relays



Possible accessory combinations

Type N, NE, NL, TNL

Configurations of accessories are different depending on whether front or side mounted.

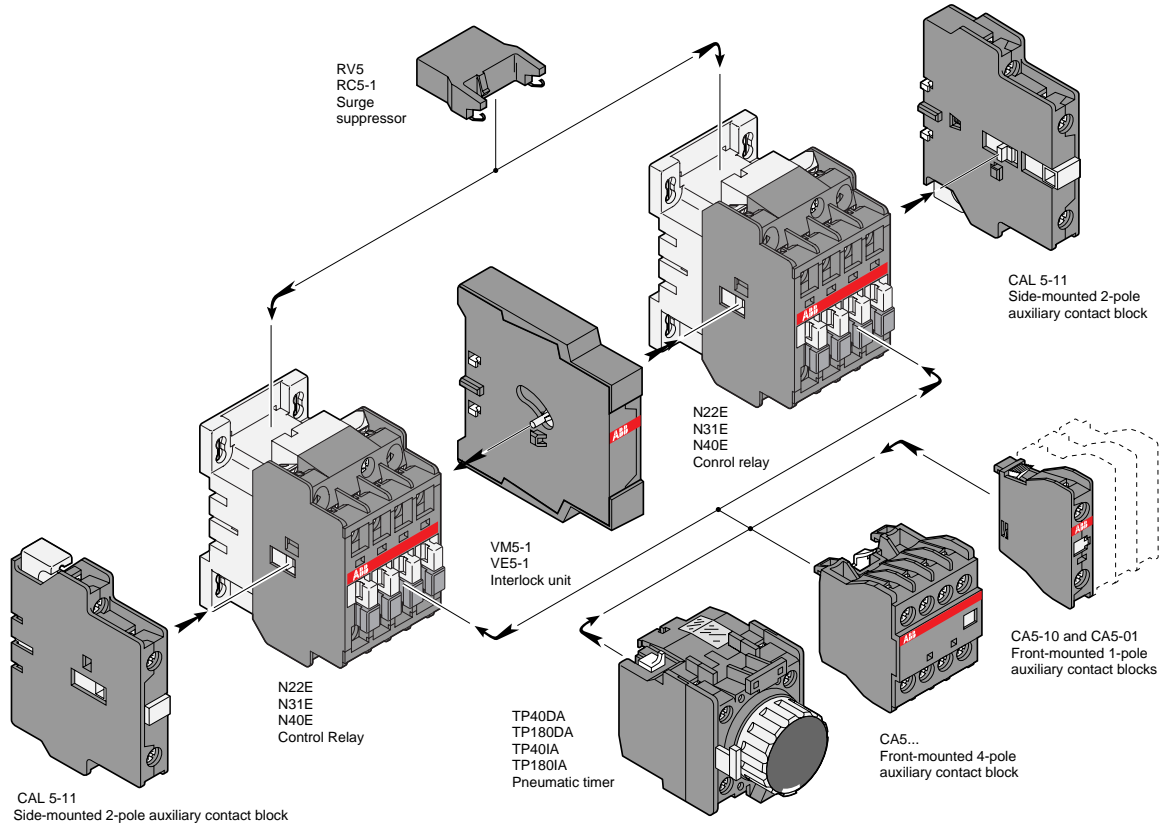
Type	Main poles	Built-in auxiliary contacts	Accessories — Front mounting			Accessories — Side mounting		
			Auxiliary contact blocks 1-pole CA5-	4-pole CA5-	TP - A Pneumatic timer block	Auxiliary contact Blocks 2-pole CAL5-11	Interlock units	
N	① 2	2 E						
N	① 3	1 E	1 to 4 CA5- 1-pole blocks	1 CA5- 4-pole block	or 1 TP - A block	+	1 to 2 CAL5-11 blocks	or 1 VM/ε5-1 block + 1 CAL5-11 block
N	① 4	0 E						
N	4	4 E						
N	5	3 E						
N	6	2 E	—	—	—	+	1 to 2 CAL5-11 blocks	or 1 VM/ε5-1 block + 1 CAL5-11 block
N	7	1 E						
N	8	0 E						
NE	① 2	2 E						
NE	① 3	1 E	1 to 4 CA5- 1-pole blocks	1 CA5- 4-pole block	or 1 TP - A block	+	1 to 2 CAL5-11 blocks	or 1 VM/ε5-1 block + 1 CAL5-11 block
NE	① 4	0 E						
NE	4	4 E						
NE	5	3 E						
NE	6	2 E	—	—	—	+	1 to 2 CAL5-11 blocks	or 1 VM/ε5-1 block + 1 CAL5-11 block
NE	7	1 E						
NE	8	0 E						
NL	① 2	2 E			—			
NL	① 3	1 E	1 to 4 CA5- 1-pole blocks	1 CA5- 4-pole block	or —	+	1 CAL5-11 block	or 1 VM/ε5-1 block + 1 CAL5-11 block
NL	① 4	0 E						
NL	4	4 E						
NL	5	3 E						
NL	6	2 E	—	—	—	+	1 CAL5-11 block	or 1 VM/ε5-1 block + 1 CAL5-11 block
NL	7	1 E						
NL	8	0 E						
TNL	① 2	2 E			—			
TNL	① 3	1 E	1 to 4 CA5- 1-pole blocks	1 CA5- 4-pole block	or —	+	1 CAL5-11 block	or 1 VM/ε5-1 block + 1 CAL5-11 block
TNL	① 4	0 E						
TNL	4	4 E						
TNL	5	3 E						
TNL	6	2 E	—	—	—	+	1 CAL5-11 block	or 1 VM/ε5-1 block + 1 CAL5-11 block
TNL	7	1 E						
TNL	8	0 E						



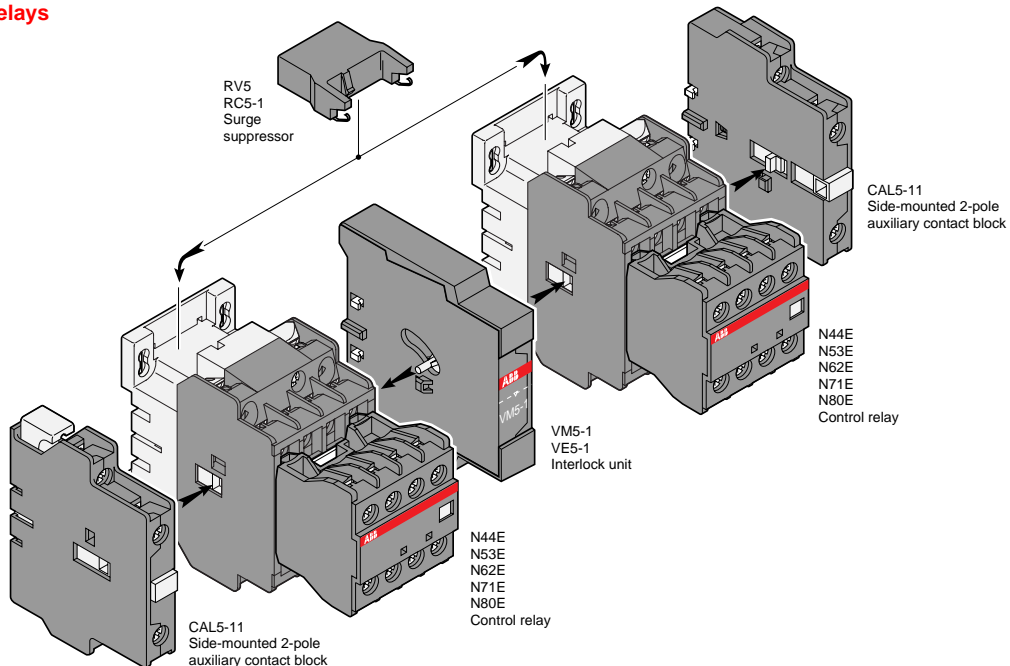
Accessories

Accessory mounting information for Control relays Type N

4 Pole, N control relays



8 Pole, N contactor relays



Control relays